

Signify Classified - Internal  
Cooper Lighting Solutions Photometric Lab  
1121 Highway 74 South  
Peachtree City, GA 30269



Scaled data based on original data using  
LM-79-08 Approved Method: Electrical and Photometric Measurements of Solid-  
State Lighting Products

Test Report Prepared for  
Cooper Lighting Solutions  
(formerly Eaton)

Brand: INVUE

Report Number: P868577

Luminaire Tested: **EMM2-HTN-SA3B-740-U-T3-HSS**

Issue Date: 08/22/2024



**Test Information**

Test Method: LM-79-08  
Report Number: P868577  
Test Lab: INNOVATION CENTER(G3)  
Issue Date: 08/22/2024  
Manufacturer: COOPER LIGHTING SOLUTIONS (FORMERLY EATON)  
Product Line: INVUE  
Catalog Number: EMM2-HTN-SA3B-740-U-T3-HSS  
Description: EPIC MODERN TALL HOUSING DISCRETE LED ARRAYS 150W 70CRI 4000K  
FIXTURE w/ TYPE III DISTRIBUTION OPTIC AND HOUSE SIDE SHIELD  
Light Source: (30) 4000K CCT, 70 CRI LEDS  
Ballast/Driver: ELECTRONIC DRIVER

**Summary**

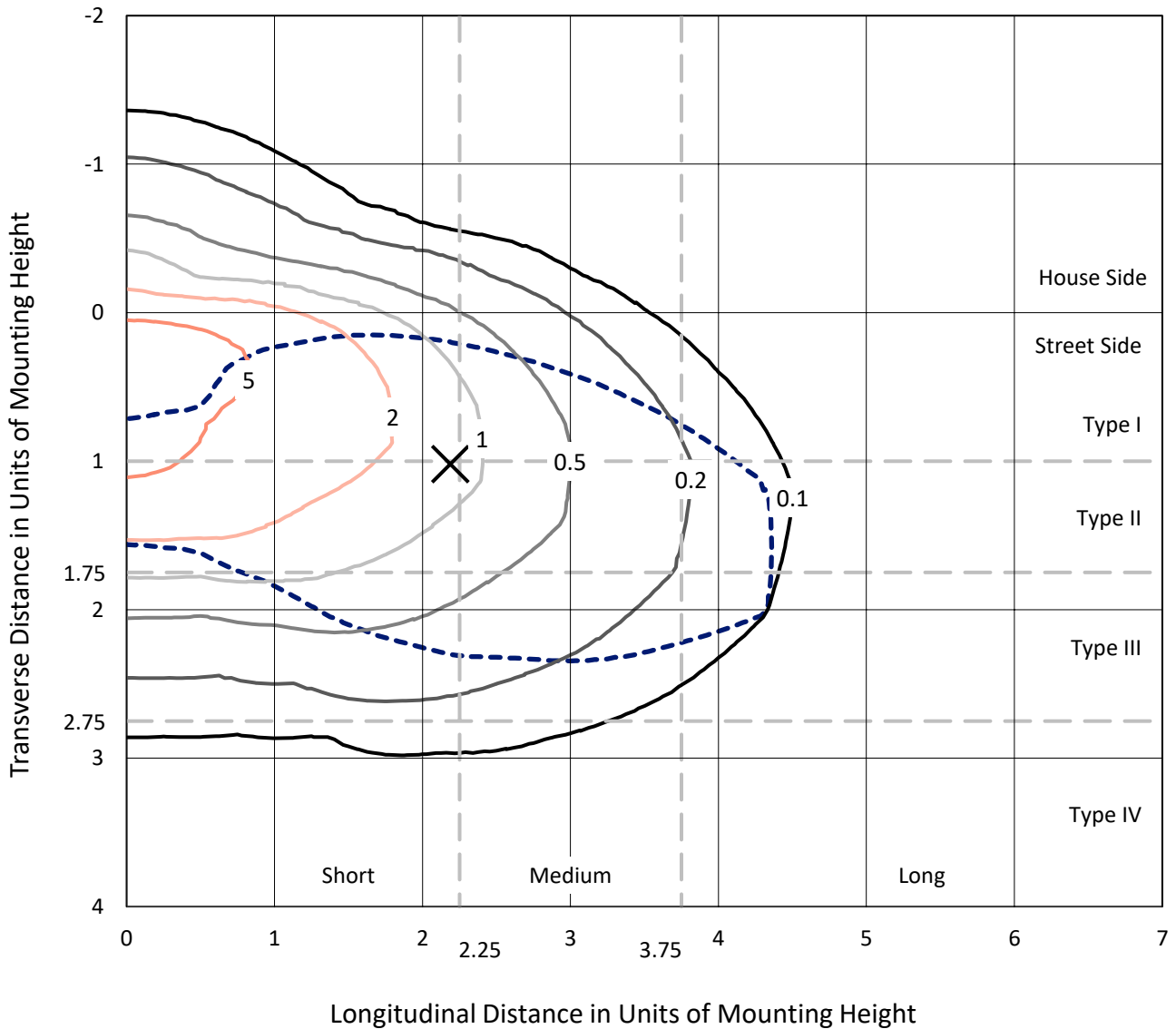
Lumens per Lamp: N/A  
Luminaire Lumens: 13325.8 lumens  
Efficiency: N/A  
Efficacy: 99.4 lumens/watt  
Luminous Opening: Rectangular (W 1' x L: 0.33' x H: 0')  
IES Classification: Type III - Short  
BUG Rating: B1 - U0 - G2

Input Watts (W): 134  
Input Voltage (V): 120  
Input Current (A<sub>in</sub>): NR  
Voltage Rise (V): NR  
Power Factor: 0.99  
Total Harmonic Distortion (THDi): 6.70%  
Frequency (hertz): 60  
Stabilization Time: NR  
Operation Time: NR  
Ambient Temperature (°C): NR  
Test Distance: 24 FT

REPORT NUMBER: P868577  
 CATALOG NUMBER: EMM2-HTN-SA3B-740-U-T3-HSS

### Iso-Footcandle Lines of Horizontal Illumination

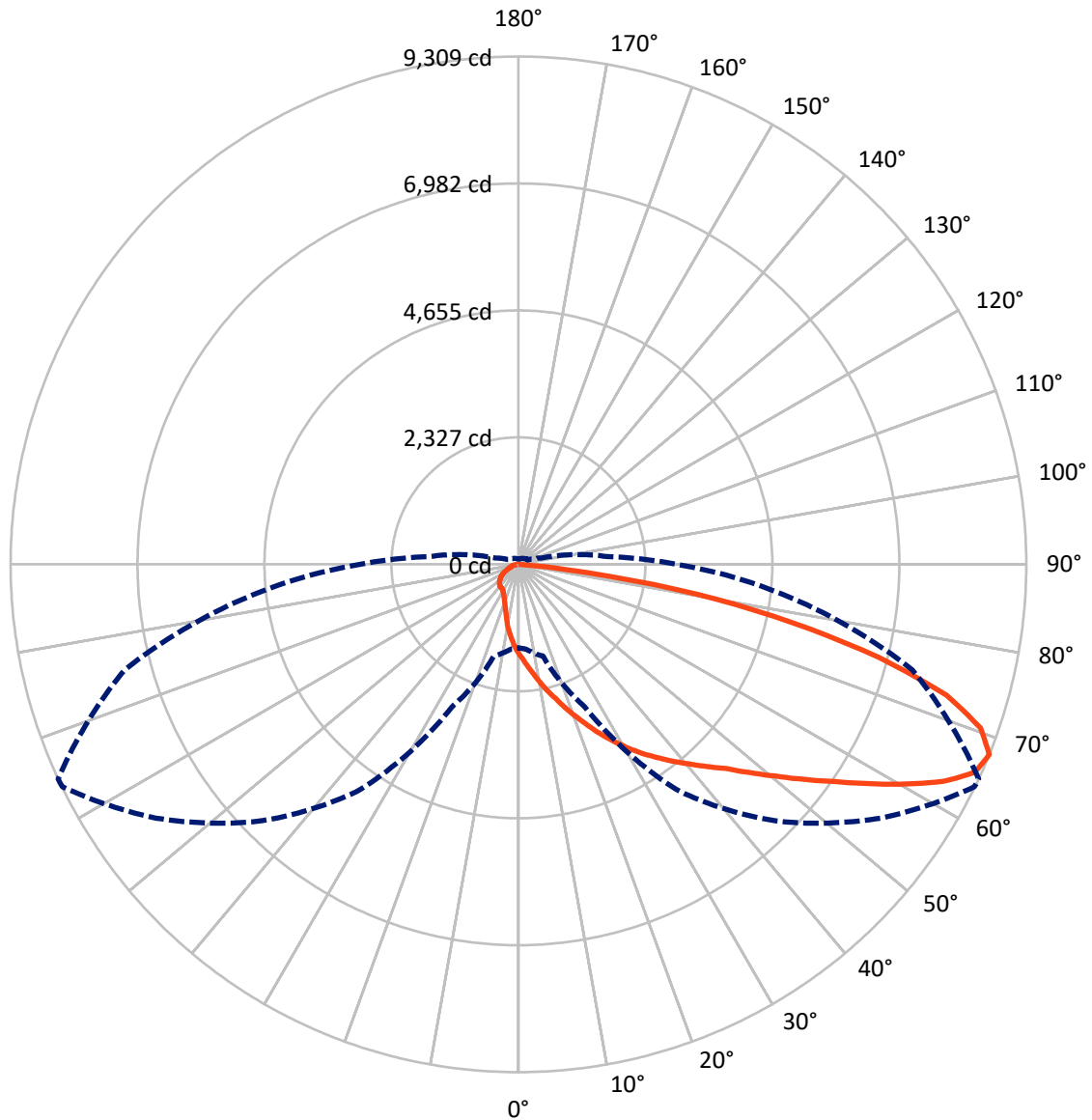
✕ Max cd  
 - - - 1/2 Max cd



Based on 20 foot mounting height. Maximum calculated value = 7.6 fc  
 Type III - Short - N/A

REPORT NUMBER: P868577  
CATALOG NUMBER: EMM2-HTN-SA3B-740-U-T3-HSS

### Luminous Intensity Polar Plot



— Vertical Plane Through 65-Deg Lateral    - - - Horizontal Cone Through 67.5-Deg Vertical

REPORT NUMBER: P868577  
 CATALOG NUMBER: EMM2-HTN-SA3B-740-U-T3-HSS

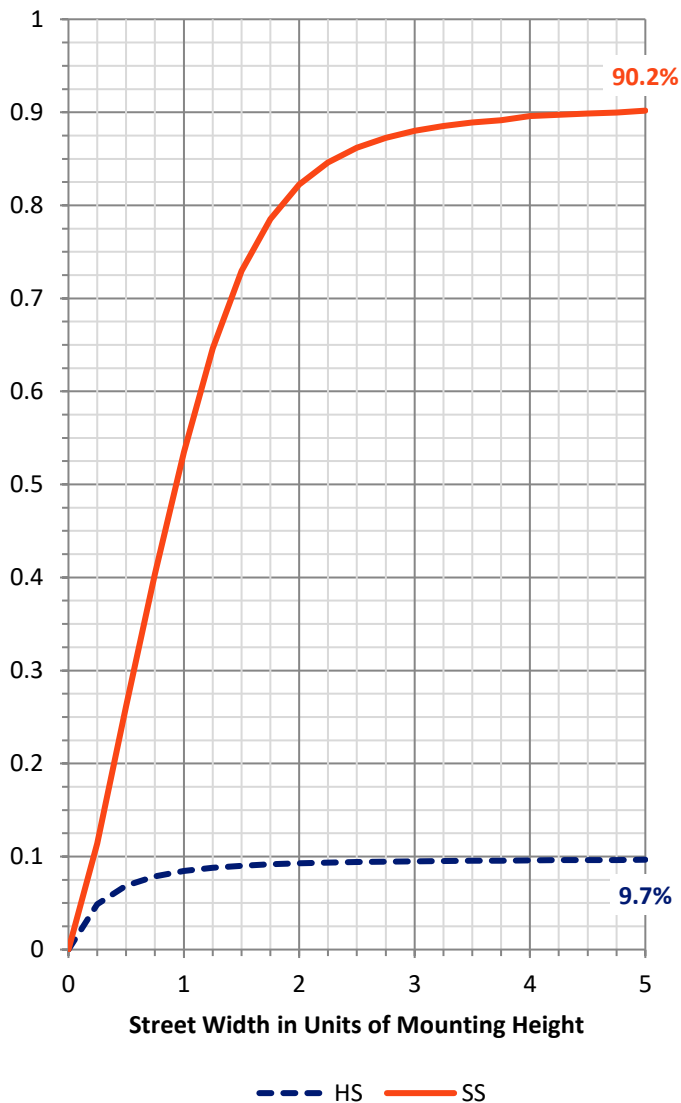
**FLUX DISTRIBUTION:**

		Downward	Upward	Total
<b>House Side</b>	Lumens	1297.0	0.0	1297.0
	% Fixture	9.7	0.0	9.7
<b>Street Side</b>	Lumens	12028.8	0.0	12028.8
	% Fixture	90.3	0.0	90.3
<b>Total</b>	Lumens	13325.8	0.0	13325.8
	% Fixture	100.0	0.0	100.0

**ZONAL LUMENS:**

Zone	Lumens	% Fixture
0°-10°	161.1	1.2
10°-20°	534.7	4.0
20°-30°	973.2	7.3
30°-40°	1506.1	11.3
40°-50°	2276.8	17.1
50°-60°	2961.9	22.2
60°-70°	2921.9	21.9
70°-80°	1778.6	13.3
80°-90°	211.4	1.6
90°-100°	0.0	0.0
100°-110°	0.0	0.0
110°-120°	0.0	0.0
120°-130°	0.0	0.0
130°-140°	0.0	0.0
140°-150°	0.0	0.0
150°-160°	0.0	0.0
160°-170°	0.0	0.0
170°-180°	0.0	0.0
0°-90°	13325.8	100.0
0°-180°	13325.8	100.0

**Coefficient of Utilization**

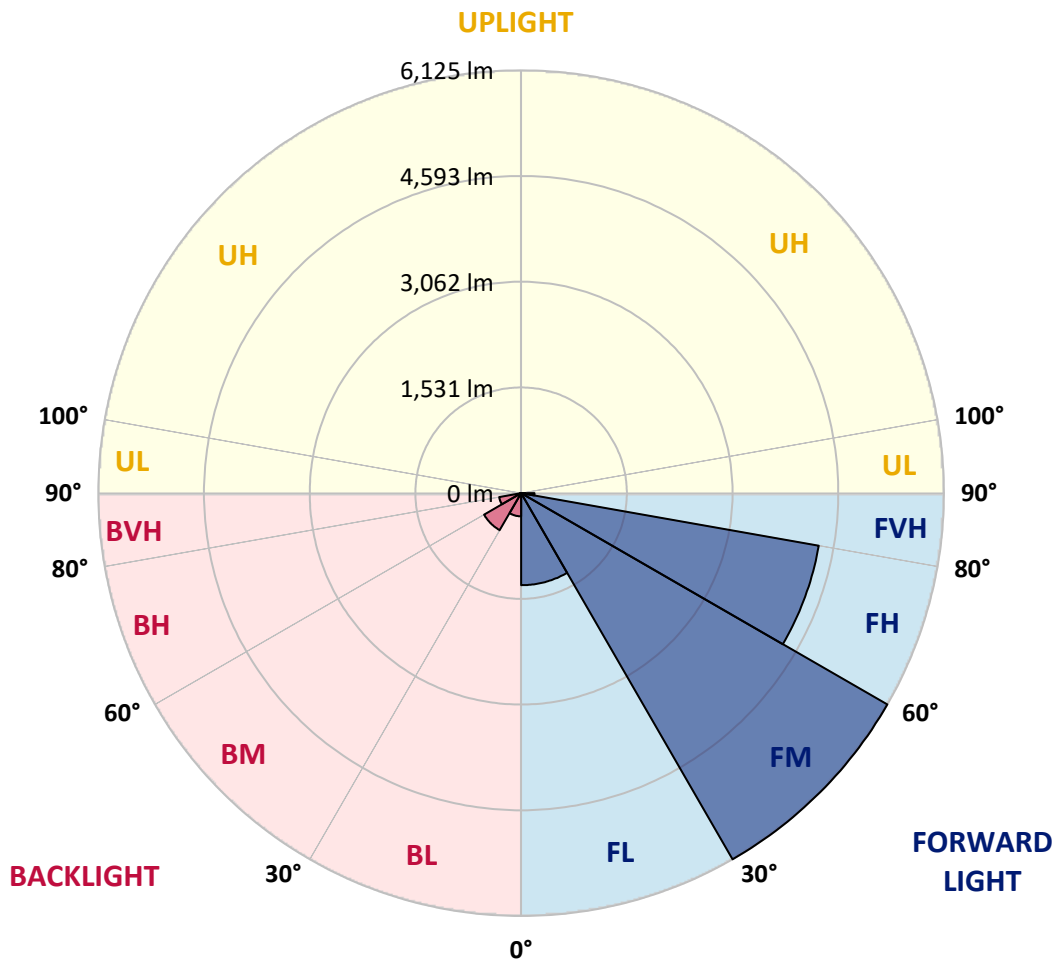


REPORT NUMBER: P868577  
 CATALOG NUMBER: EMM2-HTN-SA3B-740-U-T3-HSS

**LUMINAIRE CLASSIFICATION SYSTEM LUMEN TABLE AND BUG RATING:**

Zone		Lumens	% Fixture	Zone Rating/Lumen Limit		
				B	U	G
FL	(0°-30°)	1333.4	10.0			
FM	(30°-60°)	6124.5	46.0			
FH	(60°-80°)	4377.6	32.9			G2/5000
FVH	(80°-90°)	193.3	1.5			G2/225
BL	(0°-30°)	335.6	2.5	B1/500		
BM	(30°-60°)	620.3	4.7	B1/1000		
BH	(60°-80°)	323.0	2.4	B1/500		G1/500
BVH	(80°-90°)	18.1	0.1			G1/100
UL	(90°-100°)	0.0	0.0		U0/0	
UH	(100°-180°)	0.0	0.0		U0/0	

**BUG Rating: B1-U0-G2**  
 Type III Short





REPORT NUMBER: P868577

CATALOG NUMBER: EMM2-HTN-SA3B-740-U-T3-HSS

**CANDELA DISTRIBUTION (FULL):**

	0°	5°	15°	25°	35°	45°	55°	64°	65°	75°	85°
0°	1646.6	1646.6	1646.6	1646.6	1646.6	1646.6	1646.6	1646.6	1646.6	1646.6	1646.6
2.5°	1924.2	1909.0	1920.4	1893.8	1863.4	1840.6	1794.9	1756.9	1753.1	1715.1	1673.2
5°	2293.1	2243.7	2247.5	2194.2	2129.6	2061.1	1988.9	1893.8	1893.8	1802.5	1707.5
7.5°	2624.0	2616.4	2582.1	2498.5	2422.4	2315.9	2182.8	2061.1	2034.5	1893.8	1745.5
10°	2943.4	2932.0	2901.6	2836.9	2707.6	2589.7	2422.4	2239.9	2205.6	2004.1	1791.1
12.5°	3198.2	3202.0	3167.8	3114.5	3000.4	2859.7	2639.2	2411.0	2380.6	2110.6	1836.8
15°	3422.6	3418.7	3411.1	3365.5	3255.2	3125.9	2867.3	2601.1	2551.7	2224.7	1882.4
17.5°	3593.7	3586.1	3570.9	3532.8	3479.6	3354.1	3106.9	2802.7	2760.9	2357.8	1935.6
20°	3643.1	3639.3	3639.3	3665.9	3643.1	3567.1	3346.5	3011.8	2966.2	2498.5	2007.9
22.5°	3734.4	3730.6	3726.8	3753.4	3768.6	3761.0	3570.9	3224.8	3183.0	2662.0	2099.2
25°	3852.3	3844.7	3833.3	3859.9	3878.9	3924.5	3795.2	3475.8	3426.4	2852.1	2190.4
27.5°	4008.2	4015.8	4000.6	3996.8	3996.8	4023.4	3993.0	3700.2	3654.5	3034.7	2296.9
30°	4213.5	4225.0	4198.3	4179.3	4145.1	4141.3	4148.9	3951.1	3886.5	3232.4	2407.2
32.5°	4415.1	4426.5	4411.3	4384.7	4297.2	4263.0	4293.4	4164.1	4122.3	3449.2	2547.9
35°	4578.6	4605.2	4605.2	4552.0	4430.3	4411.3	4460.7	4373.3	4342.8	3704.0	2715.2
37.5°	4799.2	4814.4	4799.2	4700.3	4548.2	4571.0	4647.1	4593.8	4574.8	3977.8	2913.0
40°	5270.7	5289.7	5190.9	4955.1	4711.7	4738.3	4871.4	4841.0	4810.6	4247.8	3095.5
42.5°	5928.6	5883.0	5864.0	5339.2	4962.7	4947.5	5114.8	5073.0	5069.2	4521.6	3262.8
45°	6362.1	6377.4	6282.3	5784.1	5491.3	5206.1	5384.8	5369.6	5339.2	4799.2	3464.4
47.5°	6662.6	6628.3	6392.6	6153.0	6210.0	5544.5	5685.2	5723.3	5704.3	5114.8	3711.6
50°	6788.1	6753.8	6597.9	6438.2	6506.7	5932.4	5993.3	6118.8	6099.7	5434.3	3920.7
52.5°	6632.1	6590.3	6601.7	6643.6	6609.3	6236.7	6373.6	6571.3	6548.5	5806.9	4164.1
55°	5639.6	5749.9	6175.8	6601.7	6590.3	6468.6	6780.5	7069.5	7023.8	6194.8	4373.3
57.5°	4548.2	4609.0	5149.0	6301.3	6529.5	6662.6	7244.4	7601.9	7586.7	6582.7	4563.4
60°	3616.5	3681.1	4091.9	5677.6	6388.8	6864.1	7719.8	8191.3	8176.1	6974.4	4700.3
62.5°	2874.9	2874.9	3240.0	4780.2	6118.8	6982.0	8096.2	8784.6	8757.9	7290.0	4734.5
65°	2068.7	2095.4	2369.2	3844.7	5681.4	6951.6	8278.8	9206.7	9191.5	7468.8	4662.3
67.5°	1528.7	1559.2	1741.7	2882.6	5035.0	6647.4	8111.5	9301.7	9309.3	7472.6	4426.5
70°	1194.1	1201.7	1338.6	2004.1	4126.1	5970.5	7484.0	8986.1	8986.1	7286.2	4076.6
72.5°	908.9	916.5	1034.4	1365.2	3038.5	4936.1	6544.7	8149.5	8206.5	6791.9	3559.5
75°	703.5	718.7	798.6	981.1	1905.2	3510.0	5377.2	6674.0	6829.9	5833.6	2932.0
77.5°	543.8	559.0	623.7	718.7	1110.4	2163.8	3780.0	4989.3	5130.0	4593.8	2262.7
80°	437.3	444.9	486.8	540.0	673.1	1114.2	2308.3	3278.0	3319.9	3122.1	1498.3
82.5°	201.6	216.8	262.4	296.6	334.6	517.2	984.9	1213.1	1266.3	1239.7	616.1
85°	22.8	22.8	26.6	30.4	34.2	53.2	68.5	60.8	60.8	72.3	64.6
87.5°	0.0	0.0	0.0	3.8	7.6	7.6	11.4	11.4	11.4	11.4	11.4
90°	0.0	0.0	0.0	0.0	0.0	0.0	0.0	0.0	0.0	0.0	0.0



REPORT NUMBER: P868577

CATALOG NUMBER: EMM2-HTN-SA3B-740-U-T3-HSS

**CANDELA DISTRIBUTION (continued):**

	90°	95°	105°	115°	125°	135°	145°	155°	165°	175°	180°
0°	1646.6	1646.6	1646.6	1646.6	1646.6	1646.6	1646.6	1646.6	1646.6	1646.6	1646.6
2.5°	1650.4	1623.8	1574.4	1532.5	1494.5	1456.5	1437.5	1391.8	1380.4	1388.0	1361.4
5°	1658.0	1604.8	1502.1	1407.0	1327.2	1251.1	1186.5	1118.0	1102.8	1080.0	1068.6
7.5°	1669.4	1589.6	1429.9	1281.6	1159.9	1049.6	969.7	916.5	874.7	863.2	859.4
10°	1684.7	1570.6	1350.0	1163.7	996.3	882.3	810.0	772.0	756.8	745.4	749.2
12.5°	1696.1	1551.6	1274.0	1030.6	867.0	764.4	730.1	699.7	692.1	688.3	688.3
15°	1711.3	1532.5	1182.7	912.7	756.8	695.9	661.7	650.3	650.3	646.5	646.5
17.5°	1730.3	1517.3	1106.6	821.4	692.1	635.1	619.9	604.7	604.7	604.7	600.8
20°	1768.3	1509.7	1038.2	745.4	635.1	597.0	574.2	562.8	559.0	555.2	555.2
22.5°	1806.3	1509.7	962.1	688.3	597.0	555.2	532.4	521.0	517.2	517.2	517.2
25°	1859.6	1505.9	901.3	638.9	562.8	513.4	490.6	479.2	471.6	471.6	467.7
27.5°	1920.4	1505.9	848.0	600.8	524.8	475.4	448.7	437.3	425.9	425.9	422.1
30°	1981.3	1513.5	802.4	570.4	486.8	441.1	406.9	391.7	384.1	380.3	380.3
32.5°	2061.1	1536.3	772.0	547.6	452.5	406.9	372.7	357.5	349.9	346.1	346.1
35°	2182.8	1593.4	775.8	536.2	429.7	376.5	342.3	323.2	319.4	319.4	315.6
37.5°	2312.1	1646.6	787.2	528.6	406.9	353.7	319.4	300.4	296.6	296.6	296.6
40°	2422.4	1692.3	802.4	524.8	387.9	330.8	300.4	285.2	277.6	277.6	277.6
42.5°	2532.7	1718.9	806.2	513.4	376.5	311.8	285.2	270.0	262.4	266.2	266.2
45°	2643.0	1737.9	794.8	498.2	365.1	296.6	270.0	254.8	247.2	247.2	247.2
47.5°	2776.1	1779.7	775.8	475.4	357.5	285.2	254.8	239.6	235.8	235.8	235.8
50°	2909.2	1814.0	760.6	448.7	338.5	270.0	243.4	224.4	220.6	220.6	220.6
52.5°	3019.5	1829.2	741.6	414.5	319.4	254.8	228.2	209.2	201.6	201.6	201.6
55°	3103.1	1833.0	714.9	387.9	292.8	239.6	213.0	193.9	186.3	182.5	182.5
57.5°	3171.6	1829.2	688.3	361.3	270.0	220.6	193.9	178.7	167.3	163.5	163.5
60°	3209.6	1817.8	650.3	327.0	239.6	201.6	178.7	159.7	152.1	148.3	148.3
62.5°	3186.8	1787.3	597.0	273.8	216.8	182.5	163.5	148.3	136.9	133.1	133.1
65°	3080.3	1726.5	528.6	224.4	193.9	163.5	148.3	133.1	117.9	114.1	114.1
67.5°	2894.0	1623.8	437.3	190.1	178.7	148.3	133.1	117.9	106.5	98.9	98.9
70°	2635.4	1486.9	342.3	163.5	159.7	136.9	121.7	106.5	95.1	87.5	87.5
72.5°	2266.5	1262.5	254.8	140.7	140.7	125.5	110.3	98.9	87.5	79.9	79.9
75°	1833.0	954.5	193.9	129.3	125.5	114.1	98.9	87.5	79.9	72.3	72.3
77.5°	1338.6	635.1	159.7	117.9	117.9	102.7	91.3	79.9	72.3	68.5	68.5
80°	813.8	365.1	114.1	91.3	91.3	87.5	76.1	68.5	64.6	57.0	53.2
82.5°	330.8	140.7	60.8	45.6	45.6	41.8	26.6	22.8	22.8	22.8	19.0
85°	34.2	22.8	15.2	11.4	11.4	11.4	7.6	7.6	7.6	7.6	7.6
87.5°	11.4	11.4	7.6	7.6	7.6	7.6	3.8	3.8	3.8	3.8	3.8
90°	0.0	0.0	0.0	0.0	0.0	0.0	0.0	0.0	0.0	0.0	0.0



LM-79-2019: Approved Method: Electrical and Photometric Measurements of Solid-State Lighting Products

Report Prepared for

Cooper Lighting Solutions

Streetworks

Report Number: SP1-2407-157-5

Test Date: 08/07/2024

Luminaire Tested: MEM2-HTN-SA-40-740-U-5WQ-2

Data in this report applies to families of products including MEM2-HTN-SA-40-740-U-5WQ-2

**Test Information**

Test Method: LM-79-2019  
 Report Number: SP1-2407-157-5  
 Test Lab: COOPER LIGHTING SOLUTIONS  
 Photometer: SP1 - 76IN SPHERE  
 Measurement Geometry: 4π  
 Issue Date: 08/20/2024  
 Manufacturer: COOPER LIGHTING SOLUTIONS  
 Product Line: Streetworks  
 Catalog Number: **MEM2-HTN-SA-40-740-U-5WQ-2**  
 Description: Epic Modern Light Square 40W 5WQ Optic and Flare Trim

**Spectral Parameters**

CCT (K): 3915  
 CIE u': 0.2262  
 CIE v': 0.5044  
 Duv: 0.0010  
 CIE x: 0.3850  
 CIE y: 0.3816  
 CIE z: 0.2334  
 Peak Wavelength (nm): 449  
 Dominant Wavelength (nm): 578  
 Purity: 30.05482  
 Rf: 73.2  
 Rg: 93.9

CRI (Ra):	71.0		
R1:	67.6	R9:	-38.4
R2:	78.3	R10:	48.9
R3:	87.1	R11:	65.3
R4:	69.7	R12:	40.4
R5:	67.4	R13:	69.3
R6:	69.3	R14:	92.6
R7:	79.7	R15:	59.9
R8:	48.7		



**Test Conditions**

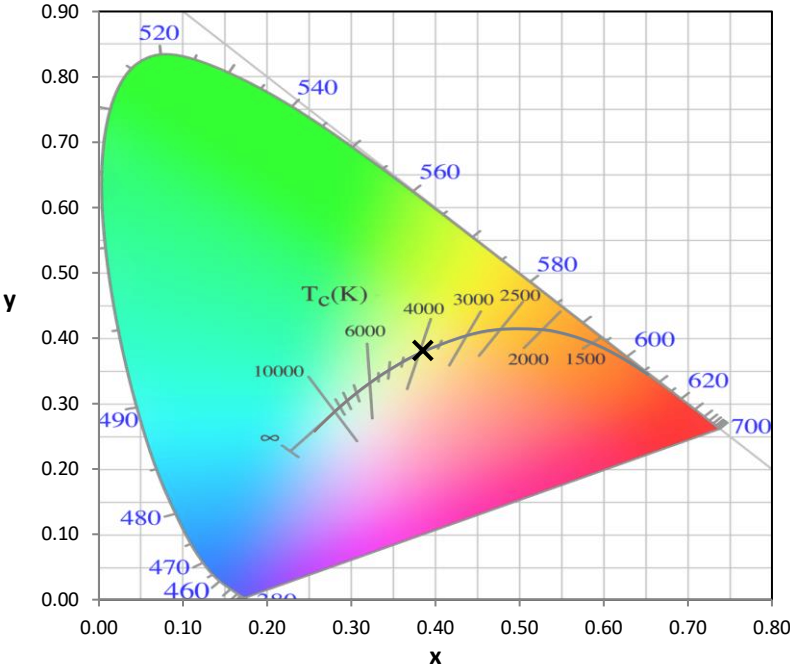
Stabilization Time: 21M  
 Operation Time: 1H 21M  
 Sphere Temperature (°C): 24.2

REPORT NUMBER: SP1-2407-157-5

Measurement and Test Equipment			
Instrument	Identification Number	Calibration Date	Calibration Due Date
Photometer	IN0058	6/18/2024	12/18/2024
Power Meter	INXT2011004	2/8/2024	2/8/2025
AC Power Source	IN0063	10/24/2023	10/24/2024
DC Power Source	IN0208	10/24/2023	10/24/2024
Sphere Thermometer	IN0085	10/24/2023	10/24/2024
Room Thermometer	IN0046	10/24/2023	10/24/2024

REPORT NUMBER: SP1-2407-157-5

**CIE 1931 Chromaticity Diagram**



**CIE 1931 Chromaticity Diagram with 2017 ANSI 7-Step and 4-Step Quadrangles**



Point lies inside the ANSI 4000K 4-step quadrangle

REPORT NUMBER: SP1-2407-157-5

**Photopic Flux vs. Wavelength**



**Photopic Lumens: NR**

$\lambda$ (nm)	Power W <sup>^</sup> /nm	Lumens ( $\phi$ /nm)	$\lambda$ (nm)	Power W <sup>^</sup> /nm	Lumens ( $\phi$ /nm)	$\lambda$ (nm)	Power W <sup>^</sup> /nm	Lumens ( $\phi$ /nm)	$\lambda$ (nm)	Power W <sup>^</sup> /nm	Lumens ( $\phi$ /nm)	$\lambda$ (nm)	Power W <sup>^</sup> /nm	Lumens ( $\phi$ /nm)
360	0	NR	490	112	NR	620	618	NR	750	15	NR	880	0	NR
365	0	NR	495	153	NR	625	563	NR	755	13	NR	885	0	NR
370	0	NR	500	216	NR	630	510	NR	760	11	NR	890	0	NR
375	0	NR	505	291	NR	635	456	NR	765	9	NR	895	0	NR
380	0	NR	510	366	NR	640	407	NR	770	8	NR	900	0	NR
385	0	NR	515	436	NR	645	359	NR	775	7	NR	905	0	NR
390	0	NR	520	492	NR	650	316	NR	780	6	NR	910	0	NR
395	2	NR	525	536	NR	655	277	NR	785	5	NR	915	0	NR
400	4	NR	530	567	NR	660	240	NR	790	4	NR	920	0	NR
405	7	NR	535	596	NR	665	208	NR	795	4	NR	925	0	NR
410	12	NR	540	619	NR	670	179	NR	800	3	NR	930	0	NR
415	25	NR	545	644	NR	675	154	NR	805	3	NR	935	0	NR
420	51	NR	550	671	NR	680	133	NR	810	3	NR	940	0	NR
425	100	NR	555	701	NR	685	114	NR	815	2	NR	945	0	NR
430	180	NR	560	735	NR	690	98	NR	820	2	NR	950	0	NR
435	315	NR	565	768	NR	695	83	NR	825	2	NR	955	0	NR
440	514	NR	570	798	NR	700	71	NR	830	1	NR	960	0	NR
445	828	NR	575	825	NR	705	61	NR	835	1	NR	965	0	NR
450	992	NR	580	843	NR	710	52	NR	840	1	NR	970	0	NR
455	652	NR	585	848	NR	715	44	NR	845	1	NR	975	0	NR
460	382	NR	590	844	NR	720	38	NR	850	1	NR	980	0	NR
465	282	NR	595	826	NR	725	32	NR	855	1	NR	985	0	NR
470	180	NR	600	800	NR	730	28	NR	860	1	NR	990	0	NR
475	119	NR	605	762	NR	735	24	NR	865	1	NR	995	0	NR
480	101	NR	610	719	NR	740	20	NR	870	1	NR	1000	0	NR
485	98	NR	615	669	NR	745	17	NR	875	0	NR			

REPORT NUMBER: SP1-2407-157-5

**Scotopic Flux vs. Wavelength**



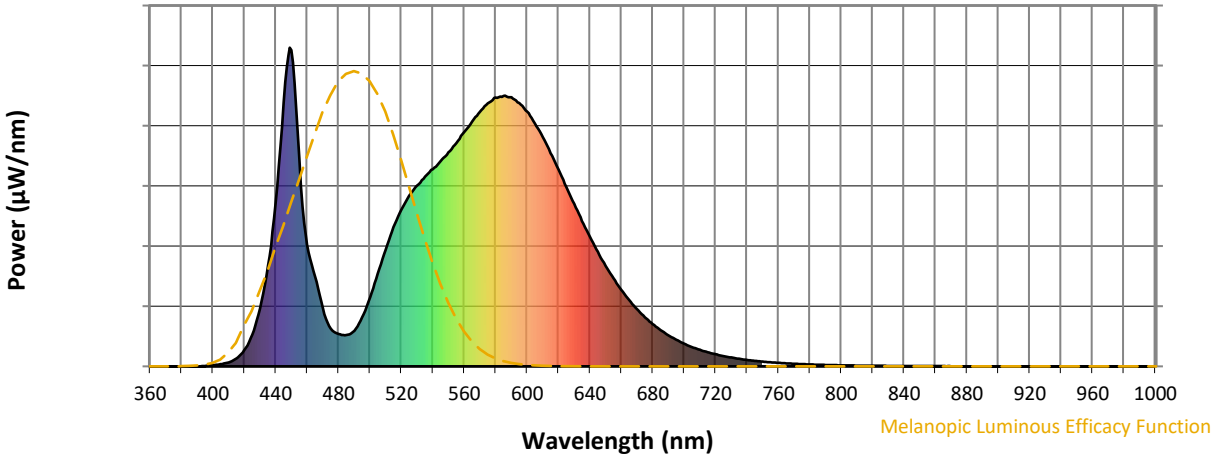
**Scotopic Lumens: NR**

**S/P: 1.49**

λ (nm)	Power W <sup>^</sup> /nm	Lumens (φ/nm)	λ (nm)	Power W <sup>^</sup> /nm	Lumens (φ/nm)	λ (nm)	Power W <sup>^</sup> /nm	Lumens (φ/nm)	λ (nm)	Power W <sup>^</sup> /nm	Lumens (φ/nm)	λ (nm)	Power W <sup>^</sup> /nm	Lumens (φ/nm)
360	0	NR	490	112	NR	620	618	NR	750	15	NR	880	0	NR
365	0	NR	495	153	NR	625	563	NR	755	13	NR	885	0	NR
370	0	NR	500	216	NR	630	510	NR	760	11	NR	890	0	NR
375	0	NR	505	291	NR	635	456	NR	765	9	NR	895	0	NR
380	0	NR	510	366	NR	640	407	NR	770	8	NR	900	0	NR
385	0	NR	515	436	NR	645	359	NR	775	7	NR	905	0	NR
390	0	NR	520	492	NR	650	316	NR	780	6	NR	910	0	NR
395	2	NR	525	536	NR	655	277	NR	785	5	NR	915	0	NR
400	4	NR	530	567	NR	660	240	NR	790	4	NR	920	0	NR
405	7	NR	535	596	NR	665	208	NR	795	4	NR	925	0	NR
410	12	NR	540	619	NR	670	179	NR	800	3	NR	930	0	NR
415	25	NR	545	644	NR	675	154	NR	805	3	NR	935	0	NR
420	51	NR	550	671	NR	680	133	NR	810	3	NR	940	0	NR
425	100	NR	555	701	NR	685	114	NR	815	2	NR	945	0	NR
430	180	NR	560	735	NR	690	98	NR	820	2	NR	950	0	NR
435	315	NR	565	768	NR	695	83	NR	825	2	NR	955	0	NR
440	514	NR	570	798	NR	700	71	NR	830	1	NR	960	0	NR
445	828	NR	575	825	NR	705	61	NR	835	1	NR	965	0	NR
450	992	NR	580	843	NR	710	52	NR	840	1	NR	970	0	NR
455	652	NR	585	848	NR	715	44	NR	845	1	NR	975	0	NR
460	382	NR	590	844	NR	720	38	NR	850	1	NR	980	0	NR
465	282	NR	595	826	NR	725	32	NR	855	1	NR	985	0	NR
470	180	NR	600	800	NR	730	28	NR	860	1	NR	990	0	NR
475	119	NR	605	762	NR	735	24	NR	865	1	NR	995	0	NR
480	101	NR	610	719	NR	740	20	NR	870	1	NR	1000	0	NR
485	98	NR	615	669	NR	745	17	NR	875	0	NR			

REPORT NUMBER: SP1-2407-157-5

Melanopic Flux vs. Wavelength



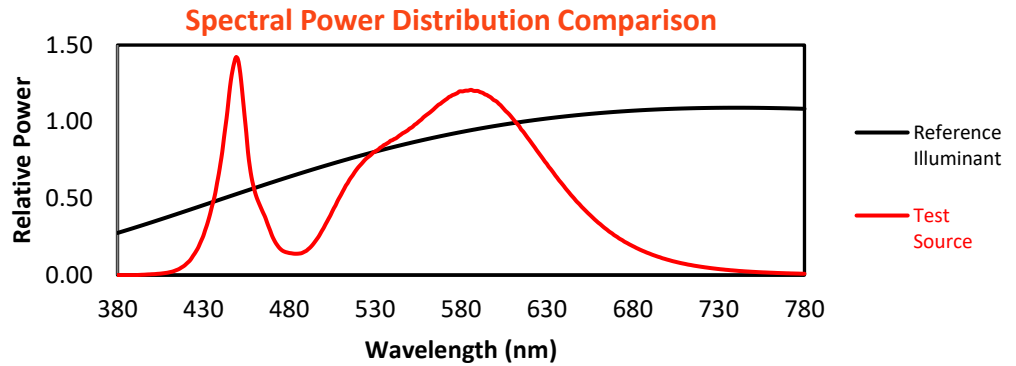
Melanopic Lumens: NR

M/P: 2.88

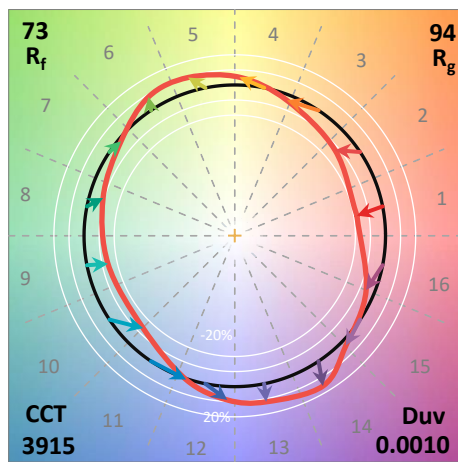
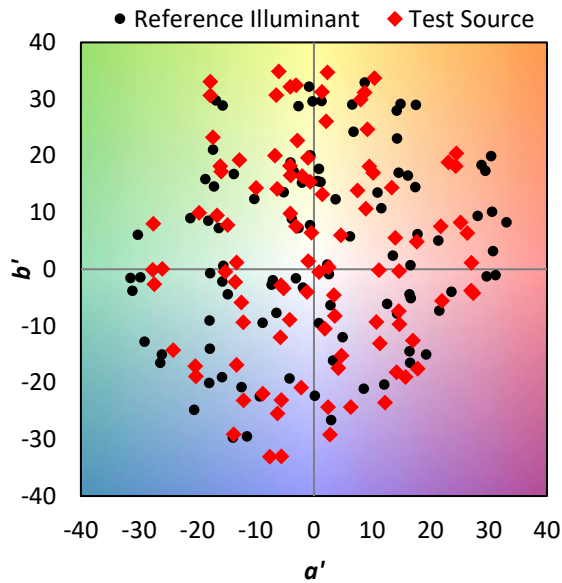
λ (nm)	Power W <sup>^</sup> /nm	Lumens (φ/nm)	λ (nm)	Power W <sup>^</sup> /nm	Lumens (φ/nm)	λ (nm)	Power W <sup>^</sup> /nm	Lumens (φ/nm)	λ (nm)	Power W <sup>^</sup> /nm	Lumens (φ/nm)	λ (nm)	Power W <sup>^</sup> /nm	Lumens (φ/nm)
360	0	NR	490	112	NR	620	618	NR	750	15	NR	880	0	NR
365	0	NR	495	153	NR	625	563	NR	755	13	NR	885	0	NR
370	0	NR	500	216	NR	630	510	NR	760	11	NR	890	0	NR
375	0	NR	505	291	NR	635	456	NR	765	9	NR	895	0	NR
380	0	NR	510	366	NR	640	407	NR	770	8	NR	900	0	NR
385	0	NR	515	436	NR	645	359	NR	775	7	NR	905	0	NR
390	0	NR	520	492	NR	650	316	NR	780	6	NR	910	0	NR
395	2	NR	525	536	NR	655	277	NR	785	5	NR	915	0	NR
400	4	NR	530	567	NR	660	240	NR	790	4	NR	920	0	NR
405	7	NR	535	596	NR	665	208	NR	795	4	NR	925	0	NR
410	12	NR	540	619	NR	670	179	NR	800	3	NR	930	0	NR
415	25	NR	545	644	NR	675	154	NR	805	3	NR	935	0	NR
420	51	NR	550	671	NR	680	133	NR	810	3	NR	940	0	NR
425	100	NR	555	701	NR	685	114	NR	815	2	NR	945	0	NR
430	180	NR	560	735	NR	690	98	NR	820	2	NR	950	0	NR
435	315	NR	565	768	NR	695	83	NR	825	2	NR	955	0	NR
440	514	NR	570	798	NR	700	71	NR	830	1	NR	960	0	NR
445	828	NR	575	825	NR	705	61	NR	835	1	NR	965	0	NR
450	992	NR	580	843	NR	710	52	NR	840	1	NR	970	0	NR
455	652	NR	585	848	NR	715	44	NR	845	1	NR	975	0	NR
460	382	NR	590	844	NR	720	38	NR	850	1	NR	980	0	NR
465	282	NR	595	826	NR	725	32	NR	855	1	NR	985	0	NR
470	180	NR	600	800	NR	730	28	NR	860	1	NR	990	0	NR
475	119	NR	605	762	NR	735	24	NR	865	1	NR	995	0	NR
480	101	NR	610	719	NR	740	20	NR	870	1	NR	1000	0	NR
485	98	NR	615	669	NR	745	17	NR	875	0	NR			

**Summary**

$R_f = 73.2$   
 $R_g = 93.9$   
 $CIE R_a = 71.0$   
 $R_g = -38.4$



**Color Vector Graphics**



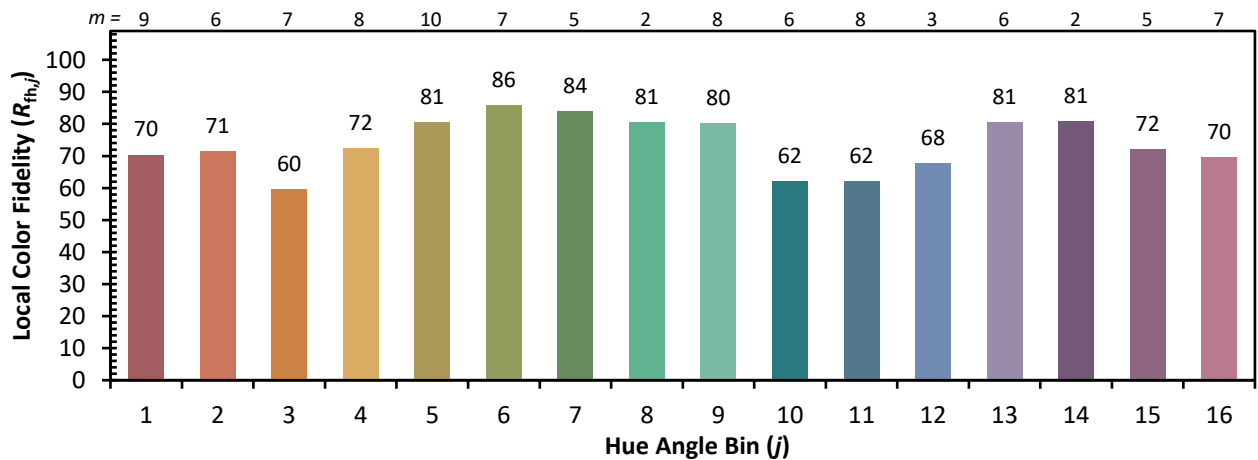
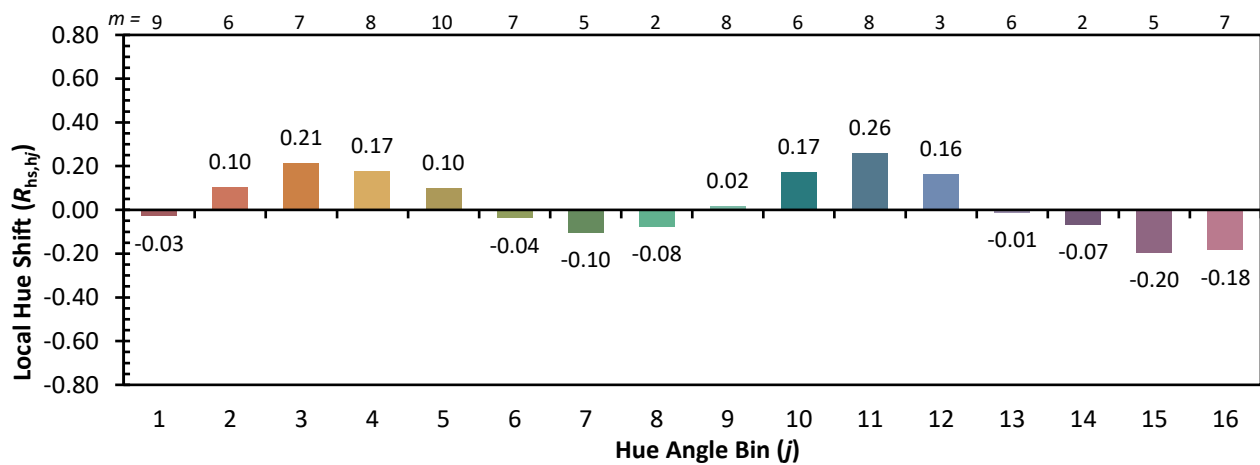
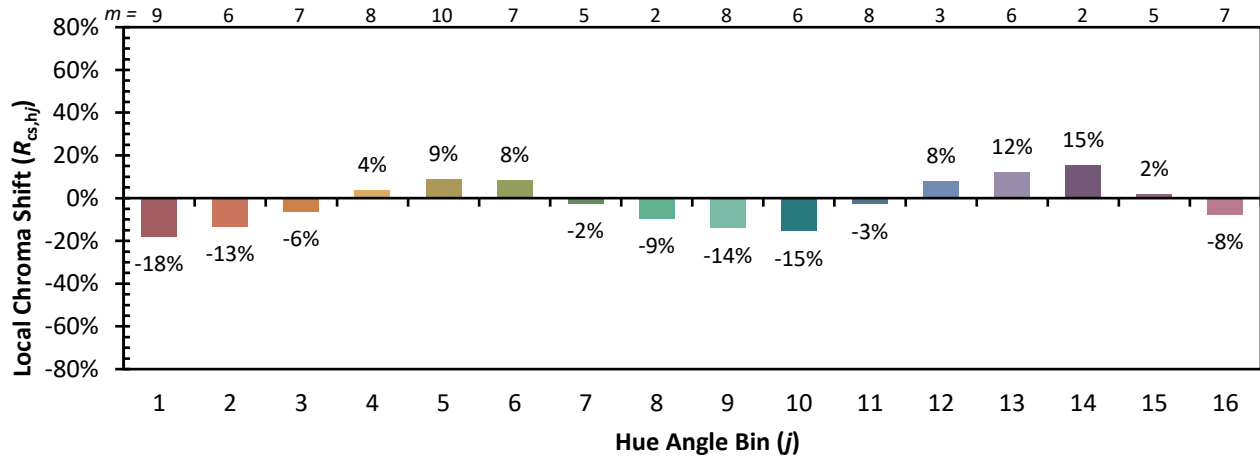


**Individual Sample Fidelity Index ( $R_{f,i}$ )**

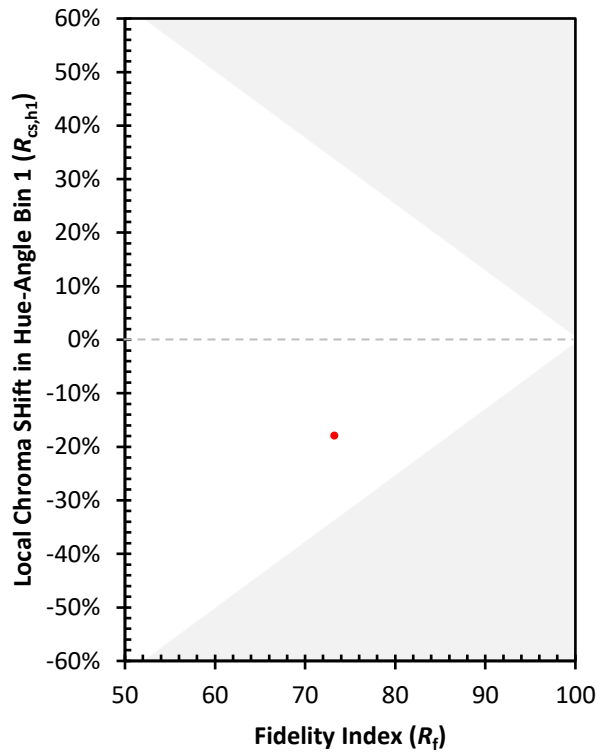
CES01 = 85	CES26 = 61	CES51 = 88	CES76 = 50
CES02 = 61	CES27 = 88	CES52 = 87	CES77 = 69
CES03 = 30	CES28 = 81	CES53 = 77	CES78 = 53
CES04 = 70	CES29 = 65	CES54 = 84	CES79 = 81
CES05 = 47	CES30 = 81	CES55 = 83	CES80 = 78
CES06 = 50	CES31 = 69	CES56 = 73	CES81 = 77
CES07 = 40	CES32 = 60	CES57 = 72	CES82 = 91
CES08 = 39	CES33 = 76	CES58 = 73	CES83 = 89
CES09 = 29	CES34 = 70	CES59 = 85	CES84 = 86
CES10 = 74	CES35 = 83	CES60 = 89	CES85 = 77
CES11 = 57	CES36 = 91	CES61 = 81	CES86 = 71
CES12 = 63	CES37 = 79	CES62 = 85	CES87 = 76
CES13 = 42	CES38 = 92	CES63 = 72	CES88 = 80
CES14 = 74	CES39 = 96	CES64 = 64	CES89 = 70
CES15 = 71	CES40 = 91	CES65 = 61	CES90 = 79
CES16 = 46	CES41 = 93	CES66 = 57	CES91 = 74
CES17 = 49	CES42 = 80	CES67 = 54	CES92 = 57
CES18 = 56	CES43 = 76	CES68 = 63	CES93 = 74
CES19 = 72	CES44 = 99	CES69 = 73	CES94 = 51
CES20 = 65	CES45 = 85	CES70 = 55	CES95 = 65
CES21 = 86	CES46 = 82	CES71 = 48	CES96 = 76
CES22 = 78	CES47 = 86	CES72 = 83	CES97 = 84
CES23 = 92	CES48 = 77	CES73 = 45	CES98 = 75
CES24 = 91	CES49 = 80	CES74 = 93	CES99 = 62
CES25 = 72	CES50 = 88	CES75 = 51	



Color Rendition by Hue-Angle Bin



Measure Comparisons



(END OF REPORT)